



# CW-5AX (CWO-1560-MG) Options: Circle Welder

CWO-1645 Pendulum Type Oscillator  
Variable Speed Mechanical

## Features:

- Wire feeder control.
- Wire feeder with one set of drive rolls.
- Permanent magnet motor and speed control for rotation.
- Gun and cable assembly.
- Adaptor kit with 120 VAC solenoid valve.
- 5/8" (16 mm) gas cup.
- Burnback control.
- 50 ft. (15 m) control cable.
- Quick disconnects for welding lead.
- Weld switch.
- Cold wire inch switch.
- Wire direction switch.
- Pre and post flow kit.
- Wire reel adaptor for 30 lbs. (14 kg) spools.
- Vertical and horizontal adjustment rack and pinion.
- Rise and fall slide assembly.
- Rise and fall cam with 5" (127 mm) of movement.
- Meter kit with: 0-50 DC volt meter. 0-500 DC amp meter.
- Torch angle adjuster.
- Chuck mounting plate.
- Brushes and collector rings for welding current, rated at 500 amps 100% duty cycle.
- Also Requires: Cone Adaptor (CWO-5790)  
Step Adaptor (CWO-3670, CWO-3675),  
Lathe Chuck (CWO-3660)

## Technical Data:

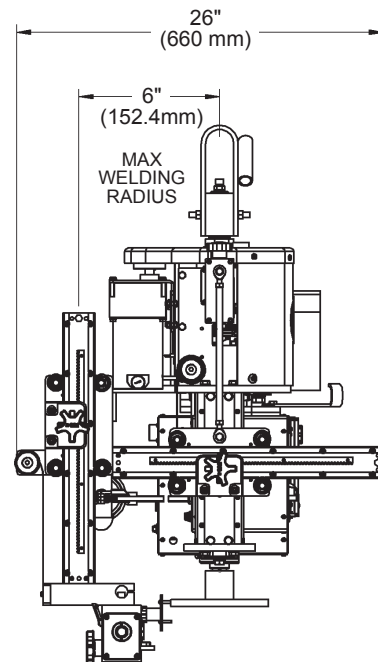
**Current Rating:** 0-500 amps, 100% duty cycle  
**Input Voltage:** 120 VAC (From Welder)  
**Wire Sizes:** .035-3/32" (0.9-2.4 mm)  
**Rise and Fall Cam:** 5" (127 mm)  
**Rotation Speed:** .5-5.9 rpm  
**Welding Diameter:** 1-12" (25-305 mm)  
**Height:** 29" (737 mm)  
**Net Weight:** 130 lbs. (73 kg)

The CW-5AX may be used with any constant voltage power source with connections for 120 VAC and weld contactor. The machine may be used for sub arc, MIG or flux cored process.

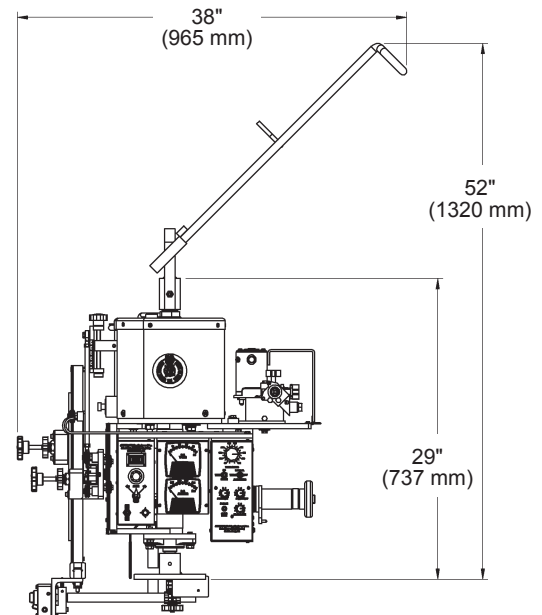
The CW-5AX can be used with the following carriages:  
CWO-4530, CWO-4540 and CWO-4550.

The CW-5AX may also be used with internal chucks.  
Motorized racking is available.  
All controls may be remoted with operator's pendant.  
Water cooling package for water cooled gun is available.

## FRONT ELEVATION



## SIDE ELEVATION





# CW-5AX (CWO-1560-SA) Circle Welder

## Options:

CWO-1645 Pendulum Type Oscillator  
Variable Speed Mechanical

## Features:

- Wire feeder control.
  - Wire feeder with one set of drive rolls.
  - Permanent magnet motor and speed control for rotation.
  - Gun and cable assembly:
    - #5 Gun setup or Sub Arc - .35", .45", .52"
    - K231 Gun - 1/16", 5/64", 3/32"
  - Burnback control.
  - 50 ft. (15 m) control cable.
  - Quick disconnects for welding lead.
  - Weld switch.
  - Cold wire inch switch.
  - Wire direction switch.
  - Pre and post flow kit.
  - Wire reel adaptor for 30 lbs. (14 kg) spools.
  - Vertical and horizontal adjustment by rack and pinion.
  - Rise and fall slide assembly.
  - Rise and fall cam with 5" (127 mm) of movement.
  - Meter kit with: 0-50 DC volt meter. 0-500 DC amp meter.
  - Torch angle adjuster.
  - Flux hopper.
  - Flux nozzle.
  - Chuck mounting plate.
  - Brushes and collector rings for welding current, rated at 500 amps 100% duty cycle.
- Also Requires: Cone Adaptor (CWO-5790)  
Step Adaptor (CWO-3670, CWO-3675),  
Lathe Chuck (CWO-3660)

## Technical Data:

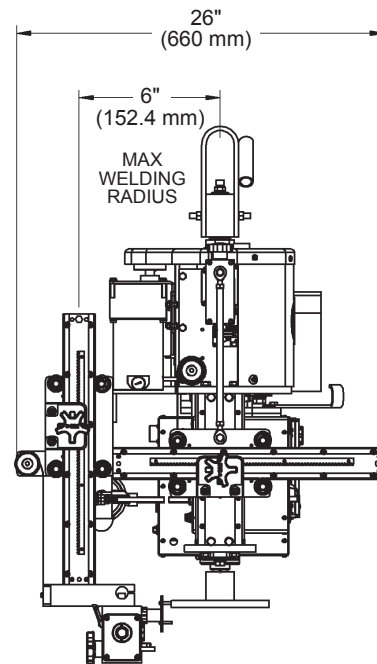
<b>Current Rating:</b>	0-500 amps, 100% duty cycle
<b>Input Voltage:</b>	120 VAC (From Welder)
<b>Wire Sizes:</b>	.035-3/32" (0.9-2.4 mm)
<b>Rise and Fall Cam:</b>	5" (127 mm)
<b>Rotation Speed:</b>	.5-5.9 rpm
<b>Welding Diameter:</b>	1-12" (25-305 mm)
<b>Height:</b>	29" (737 mm)
<b>Net Weight:</b>	135 lbs. (61 kg)

The CW-5AX may be used with any constant voltage power source with connections for 120 VAC and weld contactor. The machine may be used for sub arc, MIG or flux cored process.

The CW-5AX can be used with the following carriages:  
CWO-4530, CWO-4540 and CWO-4550.

The CW-5AX may also be used with internal chucks.  
Motorized Racking and Flux Recovery are available.  
All controls may be remoted with operator's pendant.  
Water cooling package for water cooled gun is available.

## FRONT ELEVATION



## SIDE ELEVATION

