



CB-1P (CBO-1020-_) Plasma Circle Burner

The CB-1P Plasma Circle Burner (CBO-1020) is designed for cutting beveled holes in lightwall pipe or vessels.

May be operated continuously in either direction without wrap-up of power cable or hoses.

Features:

- 1/12 hp Permanent magnet motor
- Plasma machine torch 180°
- Plasma power source
- 50 ft. (15 m) control cable
- Rack and pinion adjustment of torch, vertical & horizontal

Capacities:

- Saddle cut diameters not to exceed 2/3 diameter of pipe
- 5" (127 mm) rise and fall cam
- Rotation speed: .2-11 rpm
- For cutting holes 1"-12" (25-300 mm)

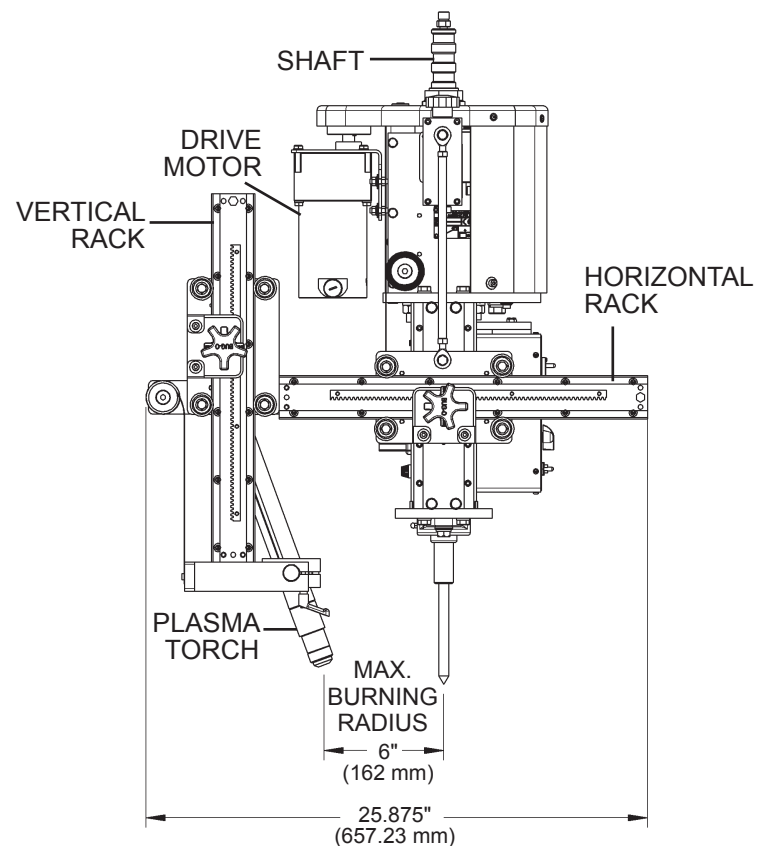
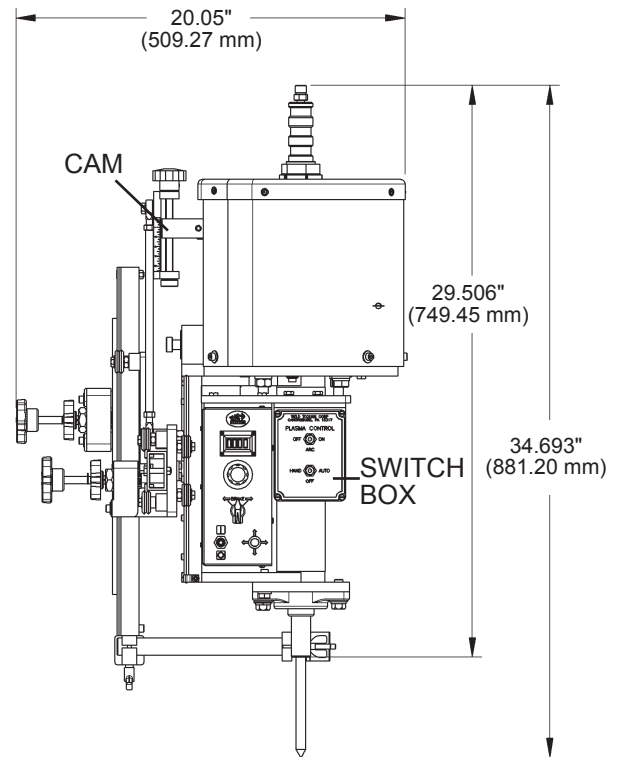
Controls:

- Control switch, manual-off-automatic
- Plasma ON/OFF switch
- Rotation speed control with digital readout
- Rotation, FWD-OFF-REV switch
- Input voltage for CB-1P: 120/50-60/1 Phase
- Power source: Auto Voltage 200/600/1-3 Phase

Technical Data:

CB-1P (CBO-1020)

Height: 34.693" (881.20 mm)
Net Weight : 90 lbs. (40.82 kg.)
 (does not include carriage or plasma power source)



Both the CB-1P and CB-1PR can be equipped with the following plasma power sources:

Thermal Dynamics Cutmaster	Hypertherm
Cutmaster 82	Powermax 45
	Powermax 65
	Powermax 85

Please refer to plasma power source manufacturer for complete specifications.



CB-1PR (CBP-2020-_) Plasma Circle Burner with Remote Control

The CB-1PR Plasma Circle Burner with Remote (CBP-2020) is designed for cutting beveled holes in lightwall pipe or vessels.

May be operated continuously in either direction without wrap-up of power cable or hoses.

Features:

- 1/12 hp Permanent magnet motor
- Plasma machine torch 180°
- Plasma power source
- 50 ft. (15 m) control cable
- Rack and pinion adjustment of torch, vertical & horizontal

Capacities:

- Saddle cut diameters not to exceed 2/3 diameter of pipe
- 5" (127 mm) rise and fall cam
- Rotation speed: .2-11 rpm
- For cutting holes 1"-12" (25-300 mm)

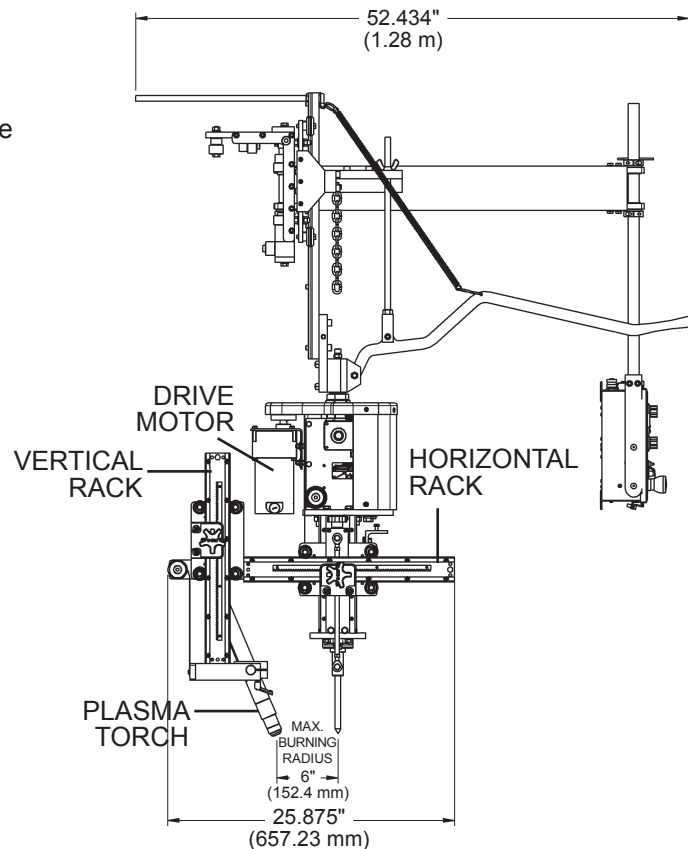
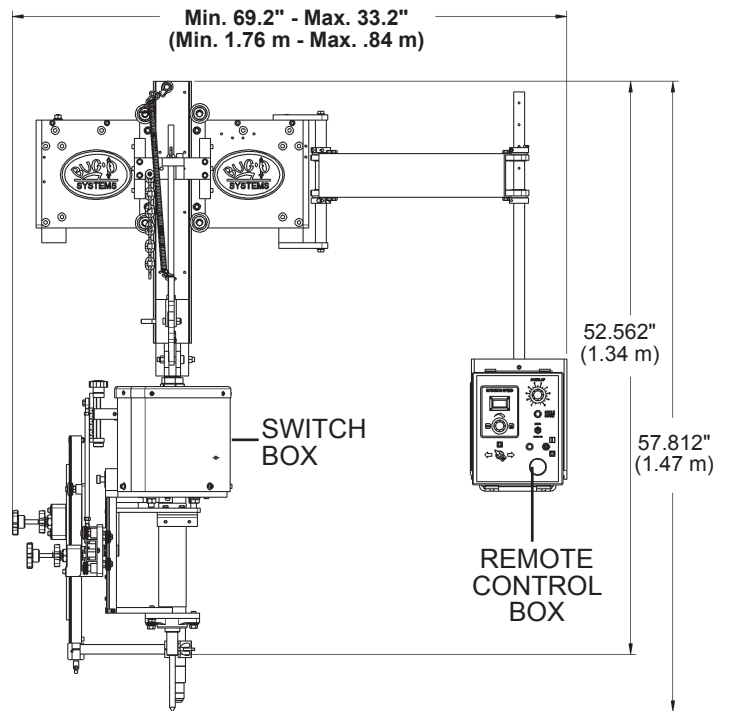
Controls:

- Control switch, manual-off-automatic
- Plasma ON/OFF switch
- Rotation speed control with digital readout
- Rotation, FWD-OFF-REV switch
- Input voltage for CB-1P: 120/50-60/1 Phase
- Power source: Auto Voltage 200/600/1-3 Phase

Technical Data:

CB-1PR (CBP-2020)

Height: 57.812" (1.47 m)
Net Weight: 90 lbs. (40.82 kg.)
 (does not include carriage or plasma power source)



Both the CB-1P and CB-1PR can be equipped with the following plasma power sources:

Thermal Dynamics Cutmaster	Hypertherm
Cutmaster 82	Powermax 45
	Powermax 65
	Powermax 85

Please refer to plasma power source manufacturer for complete specifications.