




GO-FER[®] IV



One Machine for All Applications!

412-331-1776
www.bugo.com

Bug-O Systems is committed to empowering our customers by providing operator controlled mechanized solutions for their welding, cutting and custom applications.





GO-FER® IV

The **GO-FER® IV** is a portable, versatile and robust tractor designed for all your cutting and welding needs. It's like having three units in one! When used for cutting, you can utilize either oxy-fuel or plasma torches. It can also carry a Plasma torch for gouging. The GO-FER® IV can be used in all positions. The system includes rack & pinion drive and the wheels are secured within the V groove in the sides of the rail. These features allow travel in any plane, even upside down.

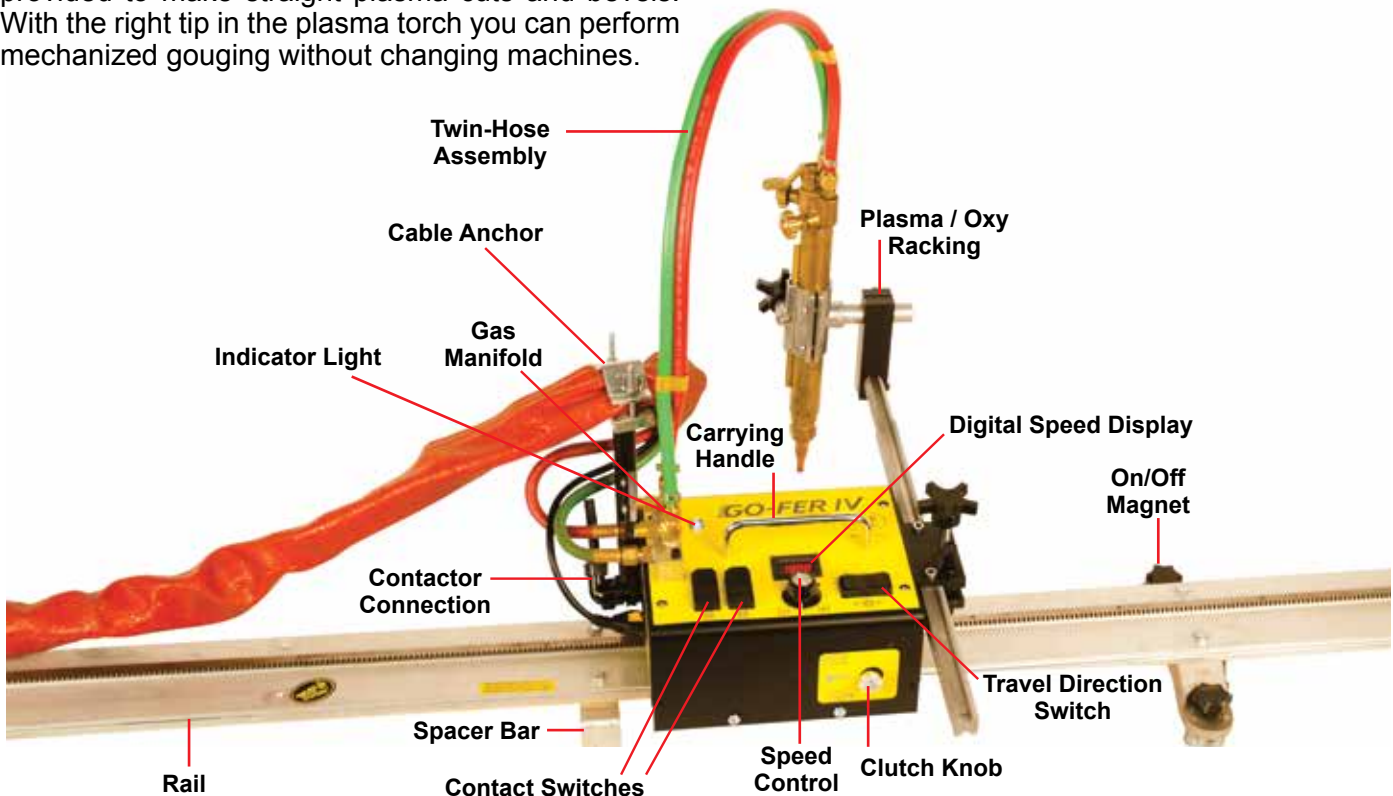
When utilized for straight line cutting and beveling with an oxy-fuel torch, this unit includes everything required except the torch itself. The torch holder will accept any standard 1-3/8" (35mm) diameter machine torch with a 32 pitch gear rack. The quick-action gas manifold mounted to the rear of the machine is used as a strain reliever for the torch hoses and gives the operator the ability to turn the gases on and off without having to readjust the gas flow of the torch. The Cable Anchor provides strain relief for the supply hoses and power cord.

With an ample speed range of 2.5-100 IPM (63.5 -2540 MM/MIN) and direct rack and pinion drive, the GO-FER® IV is perfectly designed to work in conjunction with a plasma cutting system. The GO-FER IV includes a built-in contactor switch to turn the plasma on and off. Easy torch adjustment is provided to make straight plasma cuts and bevels. With the right tip in the plasma torch you can perform mechanized gouging without changing machines.

The optional Welding Kit (GOF-3255) provides everything you need for in-process torch adjustment of the vertical and horizontal plane. The fits-all clamp will accept and accommodate any hand held or machine barrel welding gun and allow the operator to position the gun at any angle they desire. The built-in trigger contactor allows the operator to activate the wire feeder from a switch on the top of the unit.



Shown above, plasma setup to perform back gouging





GO-FER® IV

The GO-FER® IV runs on Bug-O's patented Aluminum Rigid Rail for straight-line travel or Bug-O's Semi-Flex Rail for diameters of 30' (9.1 M) or greater. The rail sections are joinable for unlimited run length and are positioned with strong, Rare-Earth, On/Off Magnets or Bug-O Vacuum cup support system for non-ferrous applications.

Features:

- A drive motor to suit all applications with speeds from 2.5 to 100 ipm (63.5-2540 mm/min)
- Dynamic braking of motor prevents drift in all positions
- Bright digital pre-settable travel speed meter for actual ipm
- Two independent built-in contactors for dual torch applications
- Large industrial sealed rocker switches (welding glove friendly)
- Quick-Action Gas manifold, twin-hose assembly and cable anchor
- Power cord with plug-in lock
- Torch adjustment racking for oxy-fuel and plasma cutting
- Low profile case
- Top Central Carrying Handle
- Proudly Made in USA
- Supported by our 3-Year Warranty
- Optional Weld Racking Group (GOF-3255) available
- An International version (GOF-4002) includes a 240v power cord and twist-lock plug



Shown above, oxy-fuel setup of Go-fer IV



Shown above, plasma setup of Go-fer IV




Shown above, welding setup of Go-fer IV

Control Pendant Option:

An alternate GO-FER® IV model is available with a pendant (pendant cable sold separately). This allows the operator to control and operate the GO-FER® IV from a short distance.

- GOF-4100** 120 VAC Kit
- GOF-4102** 240 VAC Kit
- GOF-4101** 120 VAC Base Machine
- GOF-4103** 240 VAC Base Machine



- GOF-4160-10** 10' Pendant Cable
- GOF-4160-15** 15' Pendant Cable
- GOF-4160-25** 25' Pendant Cable
- GOF-4160-30** 30' Pendant Cable



GO-FER® IV

Additional Rail Options:



- (1) **ARR-1080** 8' Aluminum Rigid Rail
93-7/16" Actual Length (2.37 m)
- (2) **ARM-2010** R.E. On/Off Magnet
- (2) **ARM-2015** Spacer Bar



- (1) **ARR-1085** 4' Aluminum Rigid Rail
46-9/16" Actual Length (1.18 m)
- (2) **ARM-2010** R.E. On/Off Magnet
- (2) **ARM-2015** Spacer Bar



- (1) **AFR-3000** Semi-Flex Rail
93-7/16" Actual Length (2.37 m)
- (4) **AFR-2010** R.E. On/Off Magnet for Semi-Flex Rail

AFR-3000 Semi-Flex Rail can be bent inside or outside to a minimum radius of 15' (5.0 m) or 30' (10.0 m) diameter without permanent deformation.

ARM-2010
ARM-2010-HH*



R.E. On/Off Magnet for ARR Rail only
Holding power 250 lbs. (113.4 kg)
Can be switched on and off for rapid set-up.

ARM-2015



Spacer Bar for ARR Rail only

AFR-2010
AFR-2010-HH*



R.E. On/Off Magnet for AFR-3000 Rail only
Holding power 250 lbs. (113.4 kg)
Can be switched on and off for rapid set-up.

*All **XXX-2010-HH** are "High Heat" models and are rated at 180°C (356°F) for high temperature applications.

Vacuum Systems For Non-Ferrous Metals

Standard Vacuum Support Kits:

ARV-1080 Vacuum Kit

For ARR-1080 & AFR-3000 Rails.

ARV-1085 Vacuum Kit

For ARR-1085 Rails

ARV-2020 120 Volt/50-60 Hz

ARV-2030 220 Volt/50-60 Hz

The ARV-2020 (ARV-2030) Vacuum Pump Kit is recommended for use with a maximum of four (4) pieces of rail, or sixteen (16) vacuum bars.



ARV-1085 Vacuum Kit for
ARR-1085 4' (102 mm) Rigid Rail



ARV-1080 Vacuum Kit for
ARR-1080 8' (203 mm) Rigid Rail



ARV-1080 Vacuum Kit for
AFR-3000 8' (203 mm) Semi-Flex Rail



GO-FER® IV ACCESSORIES

Accessories:



GOF-3255

Welding Support Kit
Provides vertical torch adjustment



- MDS-1085** Weld Contact Cable 15'
- MDS-1085-25** Weld Contact Cable 25'
- MDS-1085-50** Weld Contact Cable 50'



- BUG-1271** 2-Hose & Rack, 10" (254 mm) Barrel, Acet. (Harris)
- BUG-4071** 2-Hose & Rack, 10" (254 mm) Barrel, Natural Gas Propane (Harris)
- BUG-1293** 2-Hose & Rack, 10" (254 mm) Barrel, Natural Gas Propane (Victor)
- BUG-1294** 2-Hose & Rack, 10" (254 mm) Barrel, Acet. (Victor)



MUG-1119-32
3-Hose Assembly,
32" Length



GOF-4025-3
3-Hose
Manifold

Please refer to Bug-O Torch Brochure for torch tips and more info.

Panographs are spring-loaded devices that maintain torch stand-off and compensate for plate surface irregularities.



PAN-1007
Welding Panograph
Assembly



PAN-1010
Cutting Panograph
Assembly



GOF-4030
Dual Gun Racking



ARR-1090 Rail Alignment
Tool gauging device for rapid
alignment of aluminum rigid
rails to joint

AFR-1090 Rail Alignment
Tool gauging device for rapid
alignment of semi-flex rails
to joint



GOF-3142 Radius Cutting Attachment
Enables the Go-fer IV to be quickly changed from a
straight line to a circle cutting machine.

Size Range: 8" to 96" (203 mm to 2438 mm) diameter



GO-FER® IV

GOF-4000 Kit Includes the following:

- 1 ARR-1080 Heavy Duty Rigid Rail 93.50" (2.37m)
- 2 ARM-2010 On/Off Magnet Assembly
- 2 ARM-2015 Spacer Bar Assembly
- 1 GOF-4001 Go-fer IV® 120 VAC base machine

GOF-4002 240 VAC Kit

For machine only (no rail or magnets)

GOF-4001 120 VAC Base machine

GOF-4003 240 VAC Base machine

NOTE: Base machine is dual voltage (120 - 240 VAC)
The only difference is the supplied power cord.

Technical Data:

- Part Numbers:** **GOF-4000**
120VAC/50-60Hz/1Ph
- GOF-4002**
240VAC/50-60Hz/1Ph
- Travel Speed:** Infinitely variable from
2.5-100 ipm (63.5-2540 mm/min)
- Load Capacity:** 15 lbs (6.8 kg) vertical
60 lbs (27.3 kg) horizontal
- Magnet Holding Power:** 250 lbs (113 kg)
- Dimensions of GOF-4001:** 14.5" L x 27.5" W x 13.25" H
369 x 699 x 337 mm

GOF-4001 Includes the following:

- 1 Go-fer IV® Drive Unit
- 1 BUG-5188 Torch Holder Assembly
- 1 BUG-5451 3.5" Rackholder
- 1 BUG-5462-5 Right Angle Clamp Assembly, 5"
- 1 BUG-9448 1/2" Wrench
- 1 BUG-9449 Hex Key Kit Special
- 1 CIR-1010-3 Twin Hose Assembly
- 1 GOF-4018 Cable Anchor Assembly
- 1 GOF-4025 Manifold Assembly
- 1 MUG-1617 Cable Connector, 4-T, F, Elbow
- 1 PAN-1015 Rack 22.625"

- Weight of GOF-4001:** 17 lbs. (7.7 kg)
- Net Weight of Kit:** 37 lbs. (16.8 kg)
- Shipping Weight of Kit:** (Box 1) 26 lbs. (11.8 kg)
(Box 2) 16 lbs. (7.26 kg)
- Dimensions of Kit:** (Box 1) 24" L x 10" W x 11" H
610 x 254 x 279 mm
(Box 2) 96" L x 5" W x 2" H
2438 x 127 x 51 mm

